



STROKE

TBI

DEMENTIA



Improving Patient Recovery

Cerebrolysin[®]

Reconnecting Neurons.
Empowering for Life.

Clinical benefits for patients

Treatment of neurological disorders with Cerebrolysin helps to increase the quality of life for patients. Its efficacy has been proven in 87 double-blind-studies and trials with more than 17.000 patients.

Stroke	<ul style="list-style-type: none"> • Early recovery⁷⁻¹⁰ • Improvement of motor functions^{10,11} • Regained independence^{7,8,10} • Increased quality of life¹⁰ • Improvement of cognitive functions⁸ • Higher survival rate¹²
---------------	--

Traumatic Brain Injury	<ul style="list-style-type: none"> • Effective treatment after TBI¹³⁻¹⁵ • Saves lives^{13,16} • Early recovery¹³⁻¹⁵ • Better quality of life^{13,15} • Improvement of memory and concentration^{14,15,17}
-------------------------------	--

Neuro-cognitive Disorders	<ul style="list-style-type: none"> • Improvement of cognitive performance¹⁸⁻²¹ • Higher quality of life^{18,20,21,23} • Prolong active and independent life^{22,23} • Prevention of behavioral disorders^{24,25}
----------------------------------	---

Cerebrolysin is safe and well tolerated.

Cerebrolysin product information

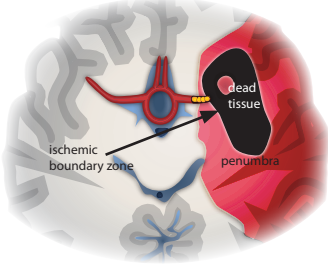
Cerebrolysin is a neuropeptide preparation and manufactured in a sophisticated, fully controlled biotechnological process. It consists of amino acids and neuropeptides.

Administration				Route of administration
Disorder	Daily dosage	Initiation of treatment	Duration of treatment	
Acute Stroke	10 - 50 ml	Immediately after rt-PA or as soon as possible	Up to 21 days	<ul style="list-style-type: none"> • IV injection for 3 min: Up to 10 ml undiluted • IV infusion for 15 - 60 min: 10 ml - 50 ml diluted to at least 100 ml total volume with: Saline, Ringer solution or 5% glucose solution • 5 ml dosage (undiluted) can be administered intramuscularly
Post-acute Stroke	10 - 50 ml	After acute Stroke	Up to 21 days	
Traumatic brain injury	10 - 50 ml	As soon as possible	Up to 30 days	
Vascular dementia	5 - 30 ml	As soon as possible	2-4 cycles per year 1 cycle: 5 days weekly/4 weeks	
Alzheimer's disease	5 - 30 ml	As soon as possible	2-4 cycles per year 1 cycle: 5 days weekly/4 weeks	

Therapeutic areas

Stroke

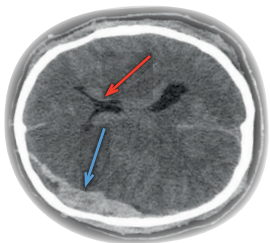
- Ischemic Stroke
- Hemorrhagic Stroke



Disturbed or interrupted blood flow in the brain

Traumatic Brain Injury

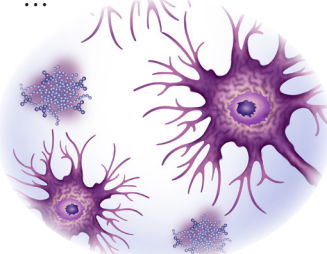
- Due to accident
- Due to surgery
- ...



Damage to neuronal structures and brain substances

Neurocognitive Disorders

- Alzheimer's disease
- Vascular dementia
- ...



Neurodegenerative processes kill neurons and disrupt neuronal networks

Pathophysiological challenges:

- Disruption of the brain's regulatory processes including those controlled by neurotrophic factors (NTFs)
- Local deprivation of NTFs in the affected brain tissue

Acute Phase Rehabilitation Phase

Acute Phase Rehabilitation Phase

Treatment Prevention

After primary damages the affected part of the brain develops a secondary pathological cascade →

- Uncontrolled apoptosis
- Excessive neuroinflammation
- Formation of free radicals
- Excitotoxicity
- Neuronal dysregulation
- Neurodegeneration

Neuroprotection with Cerebrolysin

Reduction of apoptosis

Cerebrolysin reduces apoptosis by decreasing calpain and caspase-3 activity¹

Cerebrolysin has been shown to inhibit calpain in vitro by about 60% (see figure 1)¹ and to decrease the number of neuronal progenitor cells expressing caspase-3 by a factor of 2.5². These results confirm anti-apoptotic effects of Cerebrolysin.

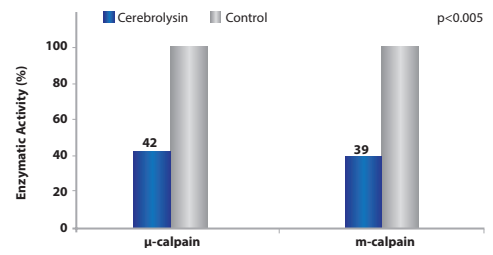


Figure 1: Inhibition of calpain activity¹

Modulation of inflammatory response

Cerebrolysin inhibits pro-inflammatory cytokines like IL-1 β and reduces microglial activation³

Recovery from brain damage should involve the normalization of the immune activation surrounding the lesion. Cerebrolysin exhibited to decrease the level of lipopolysaccharide induced IL-1 β release in a primary microglial cell culture model (see figure 2)³.

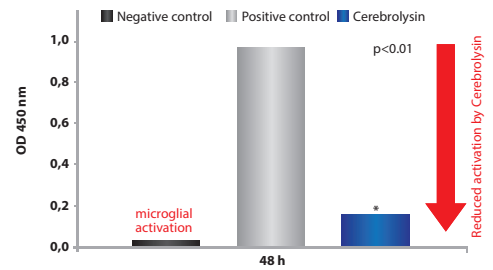


Figure 2: Attenuation of inflammatory response in microglial cell culture model³

Reduction of free radicals

Cerebrolysin significantly reduces the formation of free radicals⁴

Free radicals are also involved in many pathological processes like Alzheimer's disease or ischemic cascades. Cerebrolysin demonstrated to significantly reduce the production of free radicals (2,3-DHBA and 2,5-DHBA) following experimentally induced ischemia in an in-vivo animal model (see figure 3)⁴.

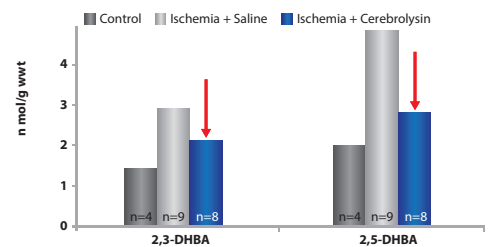


Figure 3: Concentrations of 2,3-DHBA and 2,5-DHBA in the hippocampus⁴

Protection against excitotoxicity

Cerebrolysin counters glutamate activity and inhibits neuronal excitotoxicity⁵

Excitotoxicity is a pathological process which damages or kills neuronal cells by overstimulated neuronal transmission (e.g. glutamate). Cerebrolysin has shown to prevent L-glutamate induced injury of cultured neurons (see figure 4)⁵.

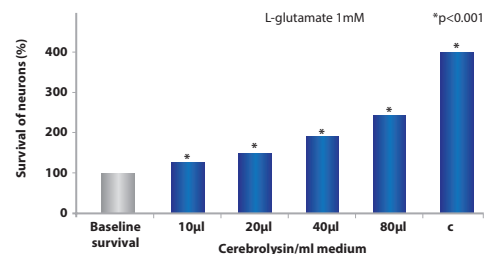


Figure 4: Dose-dependent increase of neurons⁵

Neurorecovery with Cerebrolysin

Neuroplasticity

Cerebrolysin enhances neuroplasticity by modulating neuronal connectivity⁶

In a transgenic animal model of Alzheimer's disease exhibiting impaired synaptic plasticity, amyloid β plaque deposition and neurodegeneration, Cerebrolysin significantly increased the number of new synapses in hippocampus (see figure 5 – the increasing signaling in image B). This effect was reflected in improved cognitive performance of animals treated with Cerebrolysin⁶.

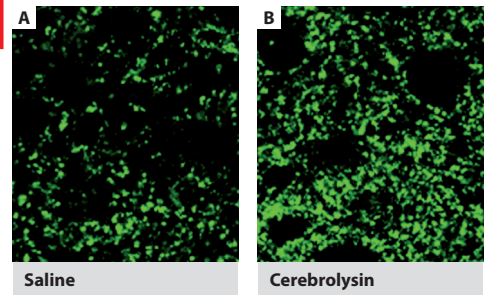


Figure 5: Visualization of immunofluorescent synaptic endings⁶

Neurogenesis

Cerebrolysin stimulates neurovascular reconstruction by promoting neurogenesis²

Cerebrolysin has been shown to enhance neurogenesis in the dentate gyrus in normal and transgenic animal models (see figure 6)². This result is consistent with the mechanism of counteracting the effects of FGF-2 on neurogenesis in vivo by both Cerebrolysin and Ciliary Neurotrophic Factor.

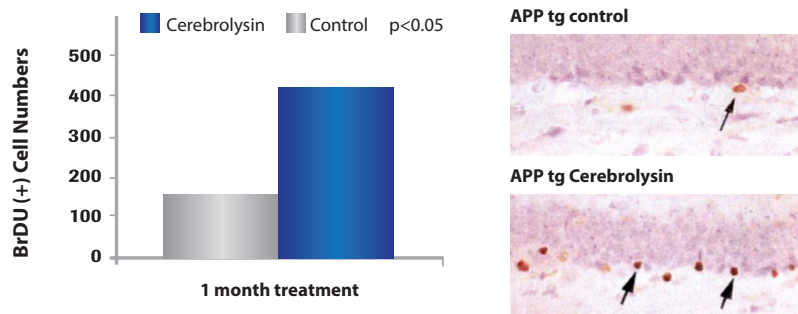


Figure 6: Stimulation of neurogenesis in subgranular zone of the dentate gyrus in a transgenic model of Alzheimer's disease²



Cerebrolysin is a multi-modal neuropeptide drug which improves the brain's ability for self-repair by stimulating neurorecovery

1. Wronski R et al., Inhibitory effect of a brain derived peptide preparation on the intracellular Calcium Ca⁺⁺- dependent protease, calpain. *J Neural Trans* 2000; 107: 145-157
2. Rockenstein E. et al., Effects of Cerebrolysin on neurogenesis in an APP transgenic model of Alzheimer's disease, *Acta Neuropathol* 2007; 113; 265-275
3. Alvarez X.A. et al., Cerebrolysin reduces microglial activation in vivo and in vitro: a potential mechanism of neuro-protection, *J Neuronal Transm* 2000; 59; 281-292
4. Sugita Y., Kondo T Kanazawa A, Itou T., Mizuno Y (1993): Protective effect of PPF 1070 (Cerebrolysin) on delayed neuronal death in the gerbil – detection of hydroxyl radicals with salicylic acid. *No To Shinkei*; 45/4; 325-331
5. Hutter-Paier B. et al., Death of cultured telencephalon neurons induced by glutamate is reduced by the peptide derivate Cerebrolysin; *J Neural Transm* 1996; 47; 267-273
6. Rockenstein E. et al., The neuroprotective effects of Cerebrolysin trade mark in a transgenic model of Alzheimer's disease are associated with improved behavioral performance. *J Neural Transm* 2003; 110; 1313-27
7. Bornstein, Natan M., et al. „Safety and efficacy of Cerebrolysin in early post-stroke recovery: a meta-analysis of nine randomized clinical trials.“ *Neurological Sciences* 39.4 (2018): 629-640.
8. Ladurner, G.; Kalvach, P.; Mössler, H. Neuroprotective treatment with cerebrolysin in patients with acute stroke: a randomised controlled trial. *Journal of neural transmission*, 2005, 112. Jg., Nr. 3, S. 415-428.
9. Lang, Wilfried, et al. A prospective, randomized, placebo-controlled, double-blind trial about safety and efficacy of combined treatment with alteplase (rt-PA) and Cerebrolysin in acute ischaemic hemispheric stroke. *International Journal of Stroke*, 2013, 8. Jg., Nr. 2, S. 95-104.
10. Muresanu, Dafin F., et al. Cerebrolysin and recovery after stroke (CARS): a randomized, placebo-controlled, double-blind, multicenter trial. *Stroke*, 2016, 47. Jg., Nr. 1, S. 151-159.
11. Chang, Won Hyuk, et al. Cerebrolysin combined with rehabilitation promotes motor recovery in patients with severe motor impairment after stroke. *BMC neurology*, 2016, 16. Jg., Nr. 1, S. 31.
12. Heiss, Wolf-Dieter, et al. Cerebrolysin in patients with acute ischemic stroke in Asia: results of a double-blind, placebo-controlled randomized trial. *Stroke*, 2012, 43. Jg., Nr. 3, S. 630-636.
13. Vester, Johannes C., et al. „Cerebrolysin after moderate to severe traumatic brain injury: prospective meta-analysis of the CAPTAIN trial series.“ *Neurological Sciences* (2021): 1-11.
14. König, P.; Waanders, R.; Witzmann, A. Cerebrolysin in TBI: a pilot study of a neurotropic and neurogenic agent in the treatment of acute traumatic brain injury. *Journal Für Neurologie Neurochirurgie Und Psychiatrie*, 2006, 7. Jg., Nr. 3, S. 12-20.
15. Muresanu, Dafin F., et al. „Efficacy and safety of cerebrolysin in neurorecovery after moderate-severe traumatic brain injury: results from the CAPTAIN II trial.“ *Neurological Sciences* 41.5 (2020): 1171-1181.
16. Chaisoonthon, Pipat. Traumatic brain injury-treatment with cerebrolysin. *Journal of Sakon Nakhon Hospital*, 14. Jg., Nr. 2., 2011
17. Chen, Chun-Chung, et al. Cerebrolysin enhances cognitive recovery of mild traumatic brain injury patients: double-blind, placebo-controlled, randomized study. *British journal of neurosurgery*, 2013, 27. Jg., Nr. 6, S. 803-807.
18. Gauthier, Serge, et al. Cerebrolysin in mild-to-moderate Alzheimer's disease: a meta-analysis of randomized controlled clinical trials. *Dementia and geriatric cognitive disorders*, 2015, 39. Jg., Nr. 5-6, S. 332-347
19. Xiao, S.; Yan, H.; Yao, P. The efficacy of cerebrolysin in patients with vascular dementia: Results of a Chinese multicentre, randomised, double-blind, placebo-controlled trial. *Hong Kong Journal of Psychiatry*, 1999, 9. Jg., Nr. 2, S. 13.
20. Guekht, Alla B., et al. Cerebrolysin in vascular dementia: improvement of clinical outcome in a randomized, double-blind, placebo-controlled multicenter trial. *Journal of Stroke and Cerebrovascular Diseases*, 2011, 20. Jg., Nr. 4, S. 310-318
21. Chen, Ning, et al. Cerebrolysin for vascular dementia. *Cochrane Database Syst. Rev*, 2013, 1. Jg.
22. Ruether, E., et al. Sustained improvements in patients with dementia of Alzheimer's type (DAT) 6 months after termination of Cerebrolysin therapy. *Journal of neural transmission*, 2000, 107. Jg., Nr. 7, S. 815-829.
23. Panisset, M., et al. Cerebrolysin in Alzheimer's disease: a randomized, double-blind, placebo-controlled trial with a neurotrophic agent. *Journal of neural transmission*, 2002, 109. Jg., Nr. 7-8, S. 1089-1104.
24. Alvarez, X. A., et al. A 24-week, double-blind, placebo-controlled study of three dosages of Cerebrolysin in patients with mild to moderate Alzheimer's disease. *European journal of neurology*, 2006, 13. Jg., Nr. 1, S. 43-54.
25. Ruether, E., et al. A 28-week, double-blind, placebo-controlled study with Cerebrolysin in patients with mild to moderate Alzheimer's disease. *International clinical psychopharmacology*, 2001, 16. Jg., Nr. 5, S. 253-263

Copyright © 2021 by EVER Neuro Pharma GmbH, Oberburgau 3, 4866 Unterach, Austria. All rights reserved. No part of this brochure may be reproduced in any form or by any electronic or mechanical means, including information storage and retrieval systems, without permission in writing from the publisher. Cerebrolysin is a registered trademark of EVER Neuro Pharma GmbH, 4866 Unterach, Austria.

ABBREVIATED PRESCRIBING INFORMATION - Cerebrolysin

Name of the medicinal product: Cerebrolysin - Solution for injection. Qualitative and quantitative composition: One ml contains 215.2 mg of Cerebrolysin concentrate in aqueous solution. List of excipients: Sodium hydroxide and water for injection. Therapeutic indications: For treatment of cerebrovascular disorders. Especially in the following indications: Senile dementia of Alzheimer's type. Vascular dementia. Stroke. Craniocerebral trauma (commotio and contusio). Contraindications: Hypersensitivity to one of the components of the drug, epilepsy, severe renal impairment. Marketing Authorisation Holder: EVER Neuro Pharma GmbH, A-4866 Unterach. Only available on prescription and in pharmacies. More information about pharmaceutical form, posology and method of administration, special warnings and precautions for use, interaction with other medicinal products and other forms of interaction, fertility, pregnancy and lactation, effects on ability to drive and use machines, undesirable effects, overdose, pharmacodynamics properties, pharmacokinetic properties, preclinical safety data, incompatibilities, shelf life, special precautions for storage, nature and contents of the container and special precautions for disposal is available in the summary of product characteristics. (Reference SPC – CCDS Version 2.0/03.06.2016)

EVER Neuro Pharma GmbH
Oberburgau 3
4866 Unterach
Austria

www.everpharma.com

www.cerebrolysin.com